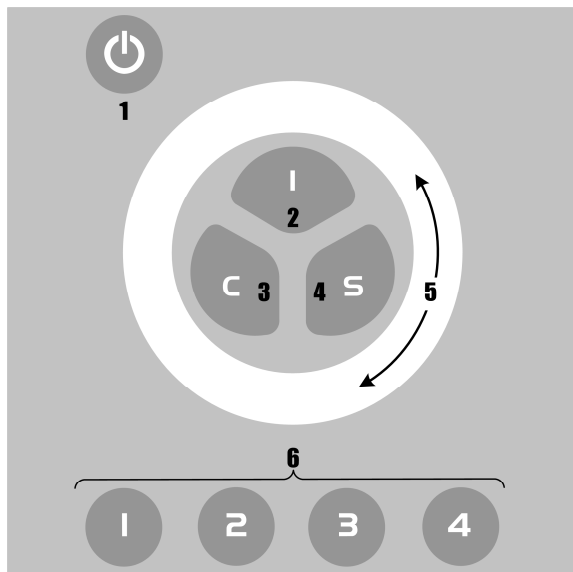


VXOI Quick Guide

VXOI 快速启动指南



Controls 控制



1. on/off button
1. 开/关键
2. intensity button
2. 强度键
3. color button
3. 颜色键
4. saturation button
4. 饱和键
5. touch dial
5. 拨号面板
6. numbered presets
6. 编号预置

Basic Lighting Control

基础照明控制

Turn on the lights and then press the controller's  (on/off) button. If some lights don't turn on immediately, turn the controller off briefly.
打开灯，随后按下控制器的（开/关）键。如果某些灯无法立即打开，短暂性地关闭控制器。

Press **I** and turn the touch dial to adjust intensity.

按下 **I** 并转动拨号面板调节强度

Press **C** and turn the touch dial to adjust color.

按下 **C** 并转动拨号面板调节颜色。

Press **S** and turn the touch dial to adjust color saturation.

按下 **S** 并转动拨号面板调节颜色饱和度。

When the **VXOI** stops ticking, the touch dial has reached the end of its range.

在 VX01 停止滴答声时，表明拨号面板已到达其范围的极限。



Saving Settings

保存设置

Once you have created a lighting design that you like, you can save it by pressing and holding one of the four numbered preset buttons until the controller sounds and the lights flash. Your new settings replace those previously stored in the preset memory. If you hear an “eh-eh” sound, the save function has been disabled using

Vdesigner. 一旦已创建理想的照明设计方案，可以长按其中的一个编号预置键，直至控制器发出声音且灯光开始闪烁时，保存设置。新设置将替换在预置存储器中先前保存的设置。如果听到“嗯-嗯”声，表明已禁止利用 *Vdesigner* 的保存功能。

To recall a design, simply press a preset button briefly.

如需调出设计方案，只需暂时性地按下预置键。

To erase a design, press and hold the preset button for four seconds until the controller sounds twice. This clears the button's preset memory and restores the dynamic design.

为清除设计，长按预置键 4 秒钟直至控制器两次发声时为止。该操作将清空按键的预置存储器并恢复动态设计。

Executing Dynamic Designs

执行动态设计

Dynamic designs are lighting designs that change. They are created and stored in the preset button memories using *Vdesigner*.

动态设计是指变化的照明设计。可以利用 *Vdesigner* 创建并保存在预置键存储器之中。

Press a preset button to execute a dynamic design. If there is no change, a static design has been saved in the button's memory: clear it as described above.

按下预设键执行动态设计。如果未发生变化，表明一静态设计已被保存在按键存储器之中。

Turning the touch dial changes the speed when the **I**, **C**, and **S** buttons are not lit. When lit, these buttons let you change the design's intensity, color, and saturation.

在 **I**、**C** 和 **S** 按键未变亮时，转动拨号面板可以改变速度。在变亮时，这些按键可以改变设计的强度、颜色和饱和度。

Changes to a dynamic design can be saved by pressing and holding the preset button until the controller sounds once, and cleared by pressing and holding until the controller sounds twice.

可以按下预置键直至控制器发出一次声响为止，保存对动态设计的变化，并通过按下该键直至控制器发出两次声响为止，清空设置。

Shutting Down

关闭

Lights appear to turn off when you press the on/off button, but their power remains on until they are turned off at the switch.

在按下开/关键时，灯表现为关闭的状态，但其电源保持开启状态直至断开开关时为止。

If a fixture has a remotely controllable lamp, the **VX01** will attempt to turn it off two minutes after you press the on/off button. These lamps usually require a few minutes to cool down before they can be turned back on.

如果灯具配备一远程控制灯，在按下开/关键两分钟后 **VX01** 将试图关闭。这些灯在重新打开之前，通常需要几分钟的时间进行冷却。

For more information, refer to the *Installation Guide*.

更多信息，请参见《*安装指南*》。